



## DRAGON SWEATER AND SPINNING LIMITED

REGISTERED AND CORPORATE OFFICE: 25/2, DIT ROAD, MALIBAGH CHOWDHURY PARA, DHAKA-1219, BANGLADESH  
Phone: +88-02-9331404, 9346815, 9338588, Fax: +88-02-8315572  
E-mail: info@dsslbd.com, WEBSITE: www.dsslbd.com

### MARKET LOT: 500 SHARES

FC NAME	TT CLEAN RATE (BDT)	SINGLE	DOUBLE
US DOLLAR	1 \$ = 78.3000	\$ 63.86	\$ 127.72
POUND (GBP)	1 £ = 116.2191	£ 43.03	£ 86.06
EURO	1 € = 85.0293	€ 58.81	€ 117.62

SONALI BANK LIMITED  
TREASURY MANAGEMENT DIVISION  
DEALING ROOM  
HEAD OFFICE: DHAKA

FOR USE OF THE AUTHORISED  
BRANCHES OF SONALI BANK LTD.

HO:DEALING ROOM :  
CIRCULAR NO : 2015/241  
DATED : 22.12.2015

EFFECTIVE DATE: 22ND DECEMBER, 2015

NOTE: THE PUBLISHED RATES ARE APPLICABLE FOR ANY TRANSACTION UP TO USD 1,00,000 OR EQUIVALENT OTHER CURRENCIES. AD BRANCHES ARE ADVISED TO COLLECT ACTUAL FX RATES FROM DEALING ROOM THROUGH E-MAIL FOR ANY TRANSACTION OVER USD 1,00,000 OR EQUIVALENT OTHER CURRENCIES.

1. CROSS RATES IN TOKYO, HONGKONG EXCHANGE MARKET AS ON 22/12/2015 AT 9.30 A.M. (LOCAL)

	US\$ PER	US\$ PER	CAN.\$ PER	S.FRAN PER	JAP.YEN PER
	<u>PDS 1.00</u>	<u>EUR 1.00</u>	<u>US\$ 1.00</u>	<u>US\$ 1.00</u>	<u>US\$ 1.00</u>
SELLING	1.4886	1.0918	1.3933	0.9926	121.2100
BUYING	1.4880	<b>1.0914</b>	1.3937	0.9929	121.2600

2.a) SONALI BANK LTD DEALING RATES TO PUBLIC (B.TAKA FOR ONE UNIT OF FOREIGN CURRENCY)

TT/OD	B . C .	CURRENCY	TT CLEAN	SPOT BUYING	
				O.D. SIGHT EXPORT BILLS	O . D . TRANSFER
79.2500	79.3000	U.S.DOLLAR	78.3000	78.1800	78.0300
118.2665	118.3411	G.B.POUND	116.2191	116.0410	115.8184
86.9578	87.0126	EURO	85.0293	84.8990	84.7361
57.1637	57.1998	C.DOLLAR	55.9005	55.8148	55.7077
80.0005	80.2907	S. FRANC	78.4656	78.3454	77.8021
0.6604	0.6608	J.YEN	0.6393	0.6383	0.6371
57.4966	57.5329	A. DOLLAR	56.1798	56.0937	55.9861
11.6544	11.6618	DANISH KRONE	11.3985	11.3810	11.3592
10.2426	10.2797	HK. DOLLAR	10.0487	10.0333	9.9637
9.0813	9.0870	NORWEGIAN KRONE	8.8791	8.8655	8.8485
9.3499	9.3838	SWEDISH KRONA	9.1700	9.1560	9.0925
56.6353	56.6711	SINGAPORE DOLLAR	55.3760	55.2911	55.1851
18.5439	18.5556	MALAYSIAN RINGGIT	18.1098	18.0821	18.0474
21.2288	21.2422	SAUDI RIYAL	20.7573	20.7255	20.6858
21.6902	21.7038	UAE DIRHAM	21.2111	21.1786	21.1380
262.5210	262.6866	KUWAITI DINAR	256.4551	256.0621	255.5708
21.8736	21.8874	QATAR RIYAL	21.3934	21.3607	21.3197
2.2069	2.2083	THAI BAHT	2.1575	2.1542	2.1501

2.b) EXPORT BILL COLLECTION RATE AGAINST US\$ 1 = TK. 78.3000

2.c) USANCE EXPORT BILL BUYING RATES (B. TAKA FOR ONE UNIT OF FOREIGN CURRENCY)

	30 DAYS DA	60 DAYS DA	90 DAYS DA	120 DAYS DA	180 DAYS DA
USD	77.7367	77.2799	76.8232	76.3664	75.4529
GBP	115.3830	114.7050	114.0271	113.3492	111.9933
EUR	84.4176	83.9216	83.4256	82.9296	81.9376

PLEASE CONTACT OUR DEALING ROOM FOR D.A.BILL BUYING RATES FOR OTHER CURRENCIES.

2.d)	FORWARD RATE	1 MONTH	2 MONTHS	3 MONTHS	6 MONTHS
SELLING	U.S.DOLLAR	79.6343	80.0148	80.3894	81.4615
BUYING	U.S.DOLLAR	78.6797	79.0556	79.4257	80.4850

2.e) PLEASE CONTACT US FOR FORWARD BOOKING : PHONE 9561434 AND 9586284

3.a) SELLING AND BUYING RATES ON CASH FOREIGN CURRENCY AND T.Cs.

SELLING		BUYING	SELLING		BUYING
80.5000	U.S.DOLLAR	79.5000	118.0000	G.B.POUND	114.0000
57.0000	SING.DOLLAR	54.5000	255.0000	KUWAITI DINAR	245.0000
86.4500	EURO	82.4500	80.5000	USD. T.Cs	79.5000
19.0000	MALAY. RINGGIT	17.0000	116.6500	GBP. T.Cs	112.6500
19.2000	UAE DIRHAM	18.0000	21.0000	SAUDI RIYAL	20.0000
192.0000	OMANI RIAL	186.0000	209.6500	BAHRANI DINAR	203.5000
1.2100	INDIAN RUPEE	1.1100	21.0000	QATAR RIYAL	20.0000
0.6525	JAPANESE YEN	0.6290			


3.b) CASH SELLING AND BUYING RATES FOR ALL OTHER CURRENCIES WILL BE SAME AS T.T. & O.D. SELLING AND O.D. TRANSFER BUYING RATE RESPECTIVELY MENTIONED UNDER SRL. NO.2(a) ABOVE.

4. OTHER INFORMATION : VALUE OF ISLAMIC DINAR & SDR IS SAME

ONE SDR =US\$ 1.3836 = TK. 108.9931

BOMBAY :	21.12.2015	IRS:RBI REF.RATE US\$ 1=RS:	66.3240
MOSCOW :	22.12.2015	US\$ 1 = RUSSIAN ROUBLE	71.3280/71.3680
LONDON :	21.12.2015	6MONTH LIBOR	0.8115
		12MONTH	1.12575

5. NOTIONAL RATE FOR BACK TO BACK L/C TK. = 78.3000 PER USD.

  
(MD. KAMRUZZAMAN)  
SENIOR PRINCIPAL OFFICER  
PHONE : 9586284, 9561434

  
(BISWANATH PAUL)  
DEPUTY GENERAL MANAGER  
PHONE : 9551011

DATE : 22.12.2015

VALUE OF ONE SDR & ONE USD WITH NATIONAL CURRENCIES FOR ACU MEMBER COUNTRIES AS PER IMF RATES AS ON 18.12.2015 THESE RATES ARE EFFECTIVE AS ON 22ND DECEMBER, 2015

SDR.1= US DOLLAR.	1.3836	USD.1= BANGLADESH TAKA	78.7750
SDR.1= BANGLADESH TAKA	108.9931		
SDR.1= PAKISTAN RUPEE	144.9690	USD.1= PAKISTAN RUPEE	104.7767
SDR.1= INDIAN RUPEE	91.9033	USD.1= INDIAN RUPEE	66.4233
SDR.1= SRI LANKA RUPEE	198.6310	USD.1= SRI LANKA RUPEE	143.5610
SDR.1= NEPALESE RUPEE	147.3120	USD.1= NEPALESE RUPEE	106.4701
SDR.1= IRANIAN RIYAL.	41654.5000	USD.1= IRANIAN RIYAL.	30105.8832
SDR.1= MYANMAR KYAT.	8.8827	USD.1= MYANMAR KYAT.	6.4200

INTEREST RATE(%) :-1.NFCD

( VALID FROM 17.12.2015 TO 02.01.2016)	<u>1 MONTH</u>	<u>3 MONTH</u>	<u>6 MONTH</u>	<u>12 MONTH</u>
USD:	0.11	0.28	0.52	0.83
GBP:	0.25	0.33	0.49	0.81
EUR:	0.00	0.00	0.00	0.00

2.FCAD


( VALID FROM 17.12.2015 TO 02.01.2016) USD: 0.06

3. FCAP


( VALID FROM 17.12.2015 TO 02.01.2016) GBP: 0.20

4. FCAE

( VALID FROM 17.12.2015 TO 02.01.2016) EUR: 0.00



( MD. KAMRUZZAMAN )  
SENIOR PRINCIPAL OFFICER



(BISWANATH PAUL)  
DEPUTY GENERAL MANAGER